





सत्यमेव जयते



भारत सरकार

Government of India

Sujit kumar

Sujit kumar


माता : बबिता देवी

Mother : Babita Devi

जन्म तिथि / DOB : 22/06/2015

पुरुष / Male

बाल आधार



यह आधार 5 वर्ष की उम्र तक ही वैध है

3685 5134 9384

मेरा **आधार**, मेरी पहचान



भारतीय विशिष्ट पहचान प्राधिकरण

Unique Identification Authority of India

पता:

S/O बबिता देवी, भरना, भरना वॉर्ड  
न 01, पचोत, पचौत, पछौट,  
खगड़िया, बिहार, 852161

Address:

S/O Babita Devi, bharna, bharna  
ward no 01, pauchot, Pachaut,  
Pachaut, Khagaria, Bihar, 852161

3685 5134 9384



1947



help@uidai.gov.in

WWW

www.uidai.gov.in



सत्यमेव जयते

भारत सरकार

Government of India



नवीन ठाकुर

Naveen Thakur

जन्म तिथि / DOB : 01/01/1994

पुरुष / Male



6907 4986 0074

आधार - आम आदमी का अधिकार



भारतीय विशिष्ट पहचान प्राधिकरण

Unique Identification Authority of India

पता:

आत्मज: शिव जी ठाकुर, भरना वॉर्ड  
न 1, पचोत, पचोत, पचौत, खंगड़िया,  
पछौट, बिहार, 852161

Address:

S/O: Shiv Jee Thakur, bharna  
ward no 1, pauchot, pauchot,  
Pachaut, Khagaria, Pachaut,  
Bihar, 852161

6907 4986 0074



1947

1800 300 1947



help@uidai.gov.in


WWW

www.uidai.gov.in

Department of Pediatrics  
Division of Pediatric Oncology  
All India Institute of Medical Sciences, New Delhi

CPAA

IC-00000000000000000000



112122

IC-00000000000000000000



सर्वभूतानां हितं धर्मसाधनम्

Patient Note Book

Name : ..... Sujat Kumar

UHID : ..... 108732151

Diagnosis: ..... B-ALL LLR

Patient Details

Name : Sujeet Kumar

Age / Gender : 10y 1m

Father's Name : Naveen Kumar

Address : Khagaria, Bihar

POC / PCSC No.: 386/25

Diagnosis: B-ALL

- 2-1 betadine gargle
- SFTZ ~~betadine~~
- SFTZ Caecogiven
- Blood donation
- Caog Synthesia

Remarks :

HIV Status..... NR

HBV 0..... 1..... 2.....

PICC Line Care

अगर आपके बच्चे को PICC Line Care लगी हुई है तो डे केयर के डाक्टर या नर्स से जरूर संपर्क करें।

Anti Hbsag - NR3



शरीरमाद्यं खलु धर्मसाधनम्

एकक/Unit  
विभाग/Dept.

नाम/Name

# अ० भा० आ० सं० अस्पताल / A.I.I.M.S. HOSPITAL बहिरंग रोगी विभाग / Out Patient Department

अस्पताल के अन्दर धूम्रपान मना है। / SMOKING IS PROHIBITED IN HOSPITAL PREMISES



बाह्य चिकित्सा विभाग,  
UHID:108732151



Dept No: 20250030031608  
Clinic No: 2025/poc/388

Sujit kumar

S/O NAVEEN KUMAR  
11Y 3M 19D / M(पुरुष)  
BHARNA WARD NO-1, DIST KHAGONIA,  
BIHAR, INDIA

Follow Up Patient

General Rs. 0

Queue /  
संख्या

कमरा / Room  
C-210

F3

Unit-I, POC,

OPR-6

Regn. No.

पता / Address



Reporting: 01:34:19  
21/04/2028

निदान/Diagnosis

दिनांक/Date

उपचार/Treatment

② 25 kg

RLU 22

29.4.24

T US/RT 2F1

Wing

2/5/25

BP → 110/78 mmHg

VBG

LC0205261456 108732151  
H0205261456 108732151  
Master: Sujitkum

21/4/26  
BP - 107/79  
SpO2 - 97%  
Pulse - 117b/m



CLEAN AND GREEN AIIMS / एम्स का यही संकल्प, स्वच्छता से काया कल्प  
अंगदान-जीवन का बहुमूल्य उपहार / ORGAN DONATION - A GIFT OF LIFE  
O.R.B.O., AIIMS, 26588360, 26593444, www.orbo.org Helpline - 1060 (24 hrs service)



meraaspa

बाल चिकित्सा विभाग  
UHID: 108732151



Dept No: 20250030031609  
Clinic No: 2025/poc/386

Sujit kumar

कमरा / Room  
C-210  
Queue / संख्या  
**F10**  
Unit-I. POC.

सोम


S/O NAVEEN KUMAR  
11Y 4M 3D / MA (पुरुष)  
BHARNA WARD NO-1, DIST KHAGONIA  
BIHAR INDIA



Reporting: 01 43 28  
04/05/2026

General Rs. 0

Follow Up Patient



26/5

RIU ON  
S.S. 26

T CBC

e Nikia  
SA



प्रयोगशाला चिकित्सा विभाग  
Department of Laboratory Medicine  
अखिल भारतीय आयुर्विज्ञान संस्थान, नई दिल्ली  
All India Institute of Medical Sciences, New Delhi



UHID: 108732151 Sex: Male  
Patient Name: Master. Sujit kumar Sample Received Date: 02-May-2026 11:54 AM  
Age: 11Y 4m Department: Paediatrics  
Reg Date: 02-May-2026 11:54 AM Sample Collection Date: 02-May-2026 10:36 AM  
Recommended By: Sample Details: LH02052600955  
Lab Sub Centre: SMART Lab, New RAK OPD Lab Reference No: 2617717830

### HEMATOLOGY

Test Name (Methodology)	Result	UOM	Bio. Ref. Interval
Sample Type: EDTA Whole Blood			
Hb (SI, S-photometry)	9.20	g/dL	11.5 - 15.5
Hematocrit (Direct Measure)	30.70	%	35 - 45
RBC count (Impedance)	2.79	$10^6/\mu\text{L}$	4.0 - 5.2
WBC count (Fluo. flow cytometry)	5.76	$10^3/\mu\text{L}$	5.0 - 13.0
Platelet count (Impedance)	100.00	$10^3/\mu\text{L}$	170 - 450
MCV (Calculated)	110.00	fL	77 - 95
MCH (Calculated)	33.00	pg	25 - 33
MCHC (Calculated)	30.00	g/dL	31 - 37
RDW-CV (Calculated)	20.90	%	11.6 - 14
Neutro (Fluo. flow cytometry)	67.10	%	23-53%
Lympho (Fluo. flow cytometry)	26.40	%	23-53%
Eosino (Fluo. flow cytometry)	0.00	%	1-4%
Mono (Fluo. flow cytometry)	6.30	%	2-10%
Baso (Fluo. flow cytometry)	0.20	%	0-1%
NRBC	3	%	
Neutro - Abs (Calculated)	3.87	$10^3/\mu\text{L}$	2.0-8.0
Lympho - Abs (Calculated)	1.52	$10^3/\mu\text{L}$	1.0-5.0
Eosino - Abs (Calculated)	0.00	$10^3/\mu\text{L}$	0.1 - 1.0
Mono - Abs (Calculated)	0.36	$10^3/\mu\text{L}$	0.2 - 1.0
Baso - Abs (Calculated)	0.01	$10^3/\mu\text{L}$	0.02 - 0.1

-----End of Report-----

Dr. Sudip Kumar Datta  
(MD Biochemistry)

Dr. Tushar Sehgal  
(DM Hematopathology)

Dr. Suneeta Meena  
(MD Microbiology)

Dr Tushar Sehgal DM  
(Hematopathology)  
02-May-2026 14:59

**Attention:** Please collect blood samples by puncturing the rubber cap of the vacutainers. Manual opening of caps and filling it must be avoided strictly. Lab reports are subjected to pre-analytical errors due to inappropriate patient preparation, phlebotomy practices, storage and transport. Please inform SMART Lab in case of any discrepancies with the expected results on the same day on Ext.no. 7004/7005



प्रयोगशाला चिकित्सा विभाग  
Department of Laboratory Medicine  
अखिल भारतीय आयुर्विज्ञान संस्थान, नई दिल्ली  
All India Institute of Medical Sciences, New Delhi



UHID: 108732151  
Patient Name : Master. Sujit kumar  
Age : 11Y 4m  
Reg Date : 03-May-2026 00:04 AM  
Recommended By :  
Lab Sub Centre: SMART Lab. New RAK OPD

Sex : Male  
Sample Received Date : 03-May-2026 00:19 AM  
Department : Paediatrics  
Sample Collection Date: 02-May-2026 10:36 AM  
Sample Details : LC0205261456  
Lab Reference No: 2617722439

**BIOCHEMISTRY**

Test Name (Methodology)

Result

UOM

Bio. Ref. Interval

Test Name (Methodology)	Result	UOM	Bio. Ref. Interval
Sample Type : Serum	6	mg/dL	17 - 49
Urea (Urease/GLDH)	0.3	mg/dL	0.7-1.2
Creatinine (Jaffe compensated)	3.2	mg/dL	3.4 - 7.0
Uric Acid (Uricase Colorimetric)	8.5	mg/dL	8.8 - 10.8
Calcium (5-Nitro-5'-methyl-BAPTA)	3.5	mg/dL	2.5-4.5
Phosphate (Phosphomolybdate Reduction)	141	mmol/L	135 - 145
Sodium (ISE (indirect))	4.2	mmol/L	3.5-5.1
Potassium (ISE (indirect))	103	mmol/L	98-107
Chloride (ISE (indirect))	0.56	mg/dL	0 - 1
Bilirubin (T) (Colorimetric diazo)	0.28	mg/dL	0 - 0.2
Bilirubin (D) (Diazo Gen.2 Jendrassik-Grof)	0.28	mg/dL	0 - 0.9
Bilirubin (I) (Calculated)	107	U/L	0 - 26
ALT (IFCC without pyridoxal phosphate)	80	U/L	<=40
AST (IFCC without pyridoxal phosphate)	107	U/L	129 - 417
ALP (PNPP,AMP Buffer - IFCC)	6.3	g/dL	6.0 - 8.0
Total protein (Biuret Method)	3.8	g/dL	3.8 - 5.4
Albumin (Bromocresol Green(BCG))	2.5	g/dL	3.0 - 3.7
Globulin (Calculated)	1.6		0.8-2.0
A/G ratio (Calculated)			

-----End of Report-----

Dr. Sudip Kumar Datta  
(MD Biochemistry)

Dr. Tushar Sehgal  
(DM Hematopathology)

Dr. Suneeta Meena  
(MD Microbiology)

Dr Sudip Kumar Datta MD  
(Biochemistry)  
03-May-2026 01:24

Attention: Please collect blood samples by puncturing the rubber cap of the vacutainers. Manual opening of caps and filling it must be avoided strictly. Lab reports are subjected to pre-analytical errors due to inappropriate patient preparation, phlebotomy practices, storage and transport. Please inform SMART Lab in case of any discrepancies with the expected results on the same day on Ext.no. 7004

15) 5033/100 P103  
2110

Day 31 Chemotherapy - 2 no ITM

4LT/AST - 182/125

S. Bil - 0.44

S. Cr<sup>#</sup> - 8.5

PO4 - 2.4

AU - 169

① IV MTx 200mg/100ml NC over 1 hour. 5/4/26

Premed: Tx Emet 4mg stat.  
Post chemo - dyp Emet 5mg BD ③ Day

② Tx VCR 1.4 mg slow IV push

③ Tx Peg dermone 900 IU from stat. (det record 16/3/26)

Start Tapering steroids w.o.c.g 8/4

Tab Prednisolone 20 mg BD ① week.  
8/4 - 14/4

Tab Prednisolone 20 mg - 10 mg 15/4 - 21/4

Tab Prednisolone 10 mg - 10 mg 22/4 - 28/4

Tab Prednisolone 10 mg - 5 mg 29/4 - 5/5

Tab Prednisolone 10 mg 6/5 - 11/5

Tab Prednisolone 10 mg CAD 12/5 to 18/5 and stop.

→ Get CPK levels done, Vit D, PTN

→ Celinal Decret 1 sachet weekly x ⑤ weeks.  
after Tx

Tab Shkelal 500 mg 1 tab Q2 x ① month.

- Nilv 8/4/26. Contn Pantol/Septan/cymio/50 Am

PCSC flo tomorrow, 2PM

8/4/26  
Mouth ulcers present  
2% betadine gargle  
 Sitz bath.  
 Personal Hygiene  
 on septum sat/sun.  
 No fresh complaints.

 Dr. Amitabh  
DM Resident  
Pediatric Oncology  
DMC - 52671  
AIIMS - New Delhi

Vit D - 4.99

CK - 28

CK-MB - 26.7 ✓

LDH - 274 ✓

Vit B12 - 358 ✓

CBC / UA / UET - C

RC discussion

: steroid induced osteopenia

Jr spine @ - No AVN

Continue Same Mx on calmed

Fluic CDER for Dental  
Center -

NIV 15/04/26.

Completing: IR IM on 15/4/26

die for VCR, Cefixime IM start dose Mtx.

↓  
Keep date for Mtx IV on 15/04/26



Dr. Amitabh  
DM Resident  
Pediatric Oncology  
DMC - 52671  
AIIMS - New Delhi

gargle

11/4/26  
BP → 114/70 mmHg

15.4.26

On LM phase  
C ⊕ H-T\* @ 250 mg/m<sup>2</sup>

τ AN - Resp Bcos

baseline AUC 510mm<sup>2</sup>

CXR: interstitial  
infiltrate ⊕

NO RO

occ basal  
infiltrate ⊕

Advice

① TIC Piprazol Amikacin  
(ca)

② alternate day daycaustw

ON 17.4.26

τ CBO ✓

~~Tis jiral punch~~ (OPD  
6M  
punch)

1/ Nikit  
SR

17/04/26

Proxim myokety -  
penistry

FN reus

Inflwenge. A tu

Non neutropenic (ANC-1380)

Afebrile > 48h.

Blood  $\leq$   $\frac{1}{r}$  - aseptid

D4 of IV Abtc.

Adv : R/v with blood culture rephd.  
altache  $\Delta$ ni established  
stop IV Abtc.

- Tab dexoflyp 500mg  $\frac{1}{2}$  tds OD to contn  
till blood  $\leq$   $\frac{1}{r}$  aseptid

- F/O on ~~20~~ POC on 20/04/26



20/4/26

On flu

afebrile

Blood c/s. stude

Dr. Amitabh  
DM Resident  
Pediatric Oncology  
DMC - 52671  
AIIMS - New Delhi

Counts

18.4.26

13.2  $\swarrow$  5520  $\searrow$  2.18/100  
3750

Rf 11LH1 - (10)

- fliso steroid toxicity ⊕  
cushingoid faces ✓

BP =  
vit D def ⊕ - on supplement

steroids  
taking  
as advised

[MAL  
form for  
response  
assessment]  
gen

- primary ds - on LM  
phase  
C-MTx

Advise

①  
② 300 mg/m<sup>2</sup>  
no qd ⊕ hemat  
microsat  
toxicity risk

- 100 mg methotrexate  
20 mg folic acid  
in over the

take earliest slot 21/4/26  
1hr  
21.4.26  
a centist

- 100 mg ✓  
21/4/26  
1.4 mg in slow  
over

② R1J ON 25.4.26 Wed 5AM JAR ③  
 2 CBC / RPT - start on  
 PV phase

4/5/26  
SR

- No mouth ulcer
- 2x betadine gargles.
- sitz bath
- on sepsis
- No fresh complaints.

C/O B-AK 1 LAU  
 completed  
LM phase on  
21.4.26

9.2)  $\frac{5760}{3870}$  (100L [2/5/26])

BP -  $\frac{106}{69}$  mmHg

Reception  
 ~ recent edms in CB  
 illio GV lossa 2  
 hypotensive sho

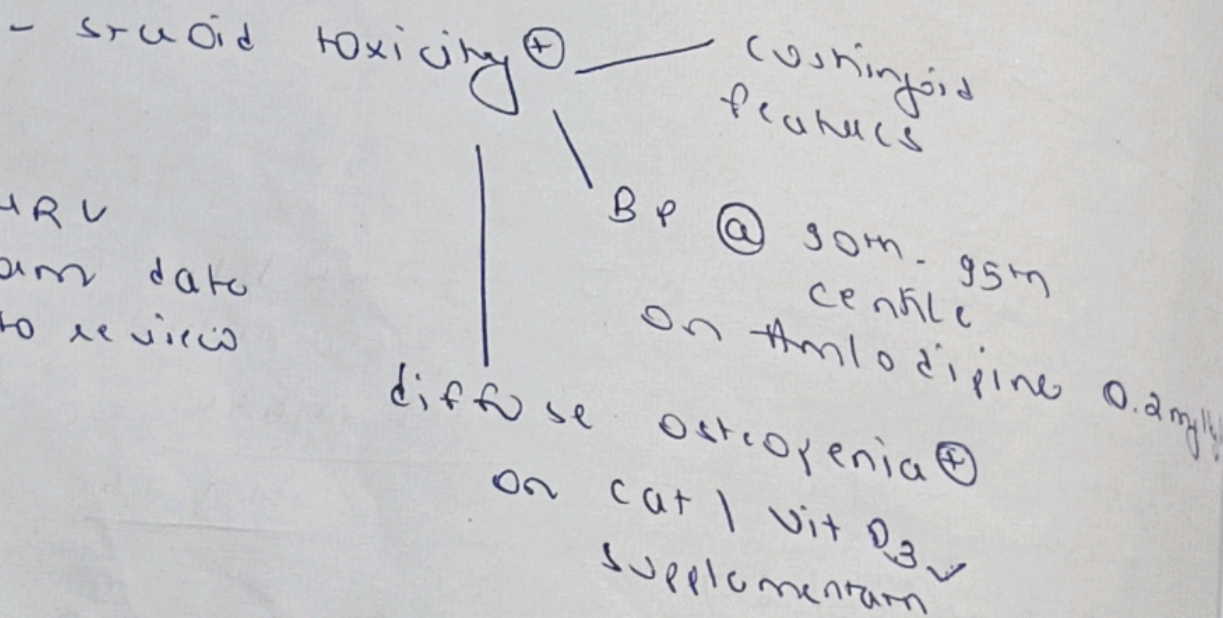
2 possible  
 adrenal  
 crisis

→ as per endo  
 review  
 steroid tapering  
 started - to  
 w.e.f  
 10.5.26

- electrolytes 215126

Na<sup>+</sup> 132  
K<sup>+</sup> 3.5

count recovery 9.2 / 5760  
complete 2.5.26 / 3870.1190



TIC protocol

LA R2A DV  
Phase

met  
Mr Ardy

Advice

①

20 ECHO  
FOCUS CLM  
② DATA CARE

② Tab Oxamethazone [4mg] (112) - ① BD x 5 days [D1 - D5]

Keep oral  
pouch on  
hold for that  
period

Inj. VINCRISTINE 0.5 mg is  
slow push [D1]

Inj. MITOXANTHONE 5mg / 50ml is  
over 20 min  
slow push 2 vials at [D1]

6/5/26

Administer  
only 1/2  
pouch  
period

Inj. PEG LIPOSOME 930 units IM stat  
[D1] CIAA  
cank  
Kinde  
assist

③ RIV ON 9.5.26 - CBC

PLU MRV date

De'vika  
SR

